

**Cliff Electronic Components Ltd.**

76 Holmethorpe Avenue, Holmethorpe Industrial Estate,

Redhill, Surrey, RH1 2PF, England, UK

Tel: 01737-771375 Fax: 01737-766012 Website: [www.cliffuk.co.uk](http://www.cliffuk.co.uk)

---

## FIBER OPTIC DATA LINK

### DATA SHEET

MODEL NO. : FCR684205T

DATE : 2023-07-11

VERSION : 2.1

DEVICE NO. : OTJ-5 (OPTICAL TRANSMITTER JACK)



## Cliff Electronic Components Ltd.

76 Holmethorpe Avenue, Holmethorpe Industrial Estate,

Redhill, Surrey, RH1 2PF, England, UK

Tel: 01737-771375 Fax: 01737-766012 Website: www.cliffuk.co.uk

### Features

- High speed signal transmission ( 16Mbps, NRZ signal )
- Input TTL compatible
- +3~+5V power source

### Descriptions

The light transmitting unit is a standard-package product with connector and opto-electric component packaged with LED and drive IC. The function of unit changes the electric signal into light signal and be transmitted by plastic fiber.

The unit is operated at single+3V~ +5V and the input signal is TTL compatible. FCR684205T has a maximum operating speed of 16Mbps. The light signal is coupled into plastic fiber by connector. The unit has high performance at low dissipation current, steady light output and efficient light coupling.

### Applications

- DVD player
- TV
- MD
- Digital optical data link
- Sound Card
- Set-top box

### Device Selection Guide

Chip		Operating Voltage (Vcc)	Dissipation Current(mA)	Fiber Coupling Light Output (dBm)		
IC Material	LED $\lambda$ p(nm)			Typ.	Min.	Typ.
Si	650	2.7~5.5V	4	-21	-	-15

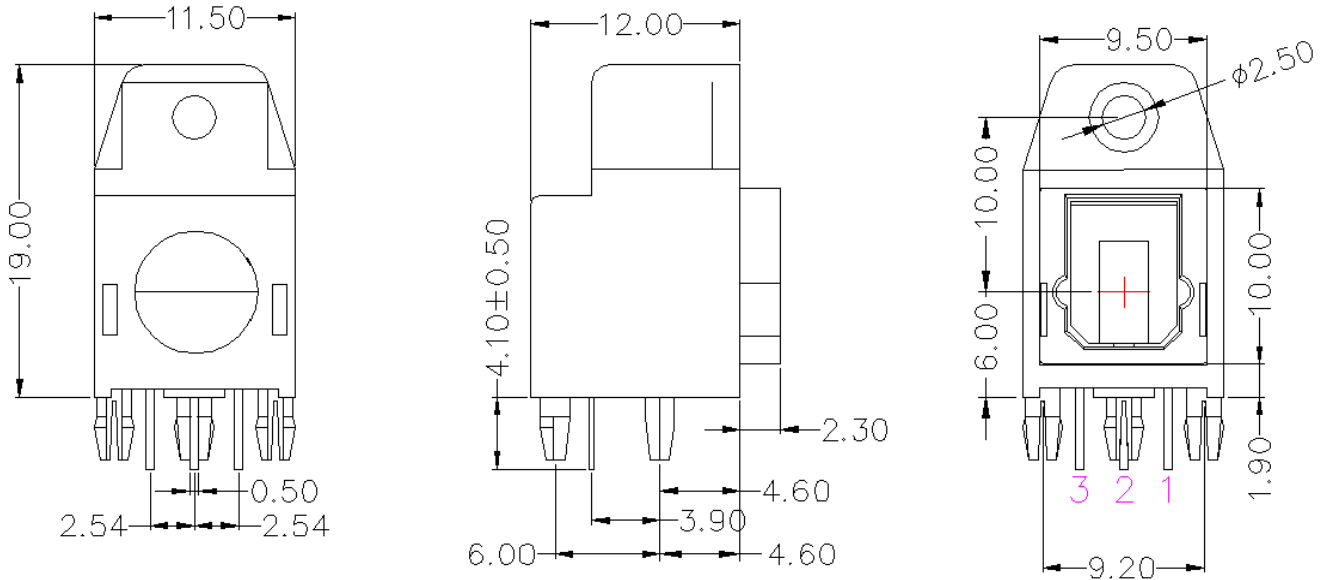
# Cliff Electronic Components Ltd.

76 Holmethorpe Avenue, Holmethorpe Industrial Estate,

Redhill, Surrey, RH1 2PF, England, UK

Tel: 01737-771375 Fax: 01737-766012 Website: www.cliffuk.co.uk

## Package Dimensions



**Notes:** 1.All dimensions are in millimeters.

2.General Tolerance:±0.2mm

## Pin Function

1. GND
2. Vcc
3. Vin

DESCRIPTION	MATERIAL	FINISH
BODY	PBT UL94 V-0	BLACK
FRAME	PBT UL94 V-0	BLACK
SHUTTER	PBT UL94 V-0	GREY
IR	PHOSPHOR BRONZE	TIN PLATE

## Absolute Maximum Ratings( Ta = 25°C)

Parameter	Symbol	Rating	Unit
Supply Voltage	Vcc	-0.5 to 7	V
DC Input Voltage	Vin	-0.5 to Vcc+0.5	V
Power Dissipation	P	120	mW
Storage Temperature	Tstg	-30 to 80	°C
Operating Temperature	Topr	-20 to 70	°C
Soldering Temperature	Tsol	260*	°C

\* Soldering time ≤ 5 s / 2 times.

\*Don't touch flux soldering and white Gas

**Cliff Electronic Components Ltd.**

76 Holmethorpe Avenue, Holmethorpe Industrial Estate,

Redhill, Surrey, RH1 2PF, England, UK

Tel: 01737-771375 Fax: 01737-766012 Website: www.cliffuk.co.uk

**Electro-Optical Characteristics**

Parameter	Symbol	Conditions	MIN.	TYP.	MAX.	Unit
Operating Voltage	V <sub>cc</sub>	-	2.7	-	5.5	V
Peak Emission Wavelength	$\lambda_p$	-	640	-	670	nm
Transmission Speed		NRZ signal	DC	-	16	Mbps
Transmission Distance		Using APF	0.2	-	20	m
Pulse Width Distortion	$\Delta tw$	16Mbps NRZ Signal	-15	-	15	ns
Fiber Coupling Light Output	P <sub>f</sub>	*1	-21	-	-15	dBm
Dissipation Current	I <sub>cc</sub>	*2	-	4	10	mA
High Level Input Voltage	V <sub>IH</sub>		2.0	-	-	v
Low Level Input Voltage	V <sub>IL</sub>		-	-	0.8	v
Rise Time	t <sub>r</sub>	*3	-	-	30	ns
Fall Time	t <sub>f</sub>	*3	-	-	30	ns
Low → High propagation delay time	t <sub>PLH</sub>	*3	-	-	100	ns
High → Low propagation delay time	t <sub>PHL</sub>	*3	-	-	100	ns
Jitter	$\Delta t_j$	*3	-	1.5	15	ns

FCR684205T light transmitting unit satisfies EIAJ CP-1201 digital audio interface standard.

## Cliff Electronic Components Ltd.

76 Holmethorpe Avenue, Holmethorpe Industrial Estate,

Redhill, Surrey, RH1 2PF, England, UK

Tel: 01737-771375 Fax: 01737-766012 Website: www.cliffuk.co.uk

### Reliability Test Items

No.	Item	Test Condition	Test Hour/Cycle	Samples	Number (n) Failure (c)
1	Soldering Heat	260°C±5°C	5 sec./2times	22	n=22, c=0
2	High temp. & Hum. storage	Ta=40°C, 90%RH	500	22	n=22, c=0
3	High temp. storage	Ta=80°C	500	22	n=22, c=0
4	Low Temp. storage	Ta=-30°C	500	22	n=22, c=0
5	Temp. cycling	-30°C ~ 80°C (30min) (5min) (30min)	20	22	n=22, c=0
6	High Temp. Operation life	Ta=60°C, Vcc=5V ON	500	22	n=22, c=0
7	Repeated operation	500 times	Coupling force < 2 kg 0.4kg<Detaching force <2kg	22	n=22, c=0
8	Terminal Strength(tension)	Weight: 500 g 30 sec./each terminal		22	n=22, c=0
9	Terminal Strength(bending)	Weight: 500 g 2 times/each terminal		22	n=22, c=0
10	Mechanical Shock	Acceleration: 1000m/s <sup>2</sup> Pulse width: 6 ms 3 times/ X,Y,Z direction		22	n=22, c=0
11	Vibration	Frequency range: 10~55 Hz /sweep 1 min Overallamplitude:1.5 mm 2H./X,Y,Z direction		22	n=22, c=0

I<sub>cc</sub> (dissipation current): CURRENT ATTENUATE DIFFERENCE < 20%

P<sub>f</sub> (fiber coupling light output): BRIGHTNESS ATTENUATE DIFFERENCE < 20%

T<sub>PLH</sub> (propagation L → H delay time): DELAY TIME DIFFERENCE < 20%

T<sub>PHL</sub> (propagation H → L delay time): DELAY TIME DIFFERENCE < 20%

T<sub>r</sub> (rise time): TIME DIFFERENCE < 20%

T<sub>f</sub> (fall time): TIME DIFFERENCE < 20%

# Cliff Electronic Components Ltd.

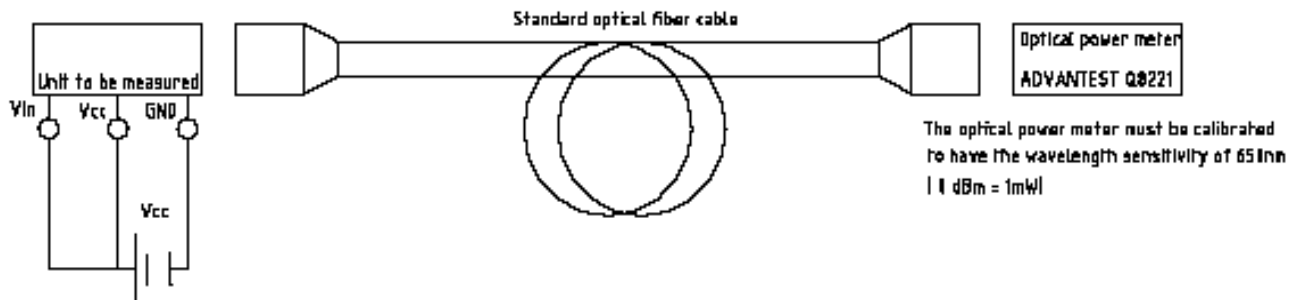
76 Holmethorpe Avenue, Holmethorpe Industrial Estate,

Redhill, Surrey, RH1 2PF, England, UK

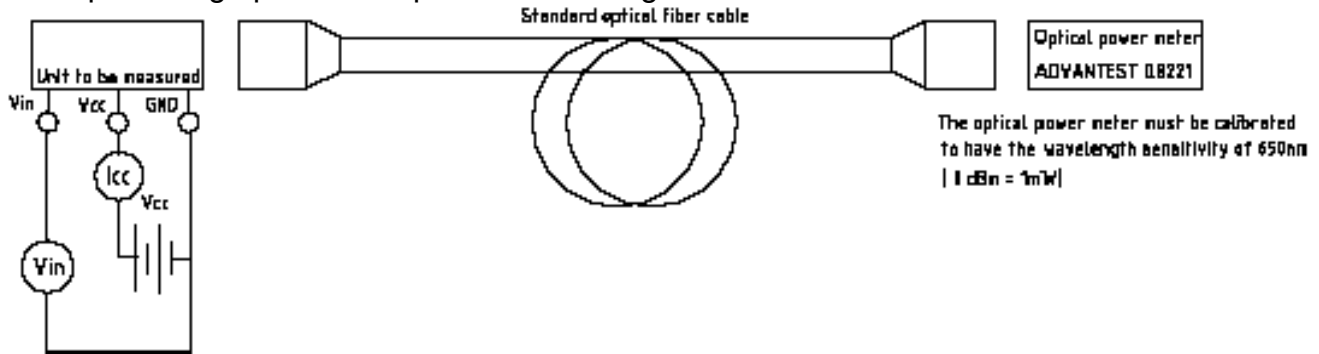
Tel: 01737-771375 Fax: 01737-766012 Website: www.cliffuk.co.uk

## Measuring Method

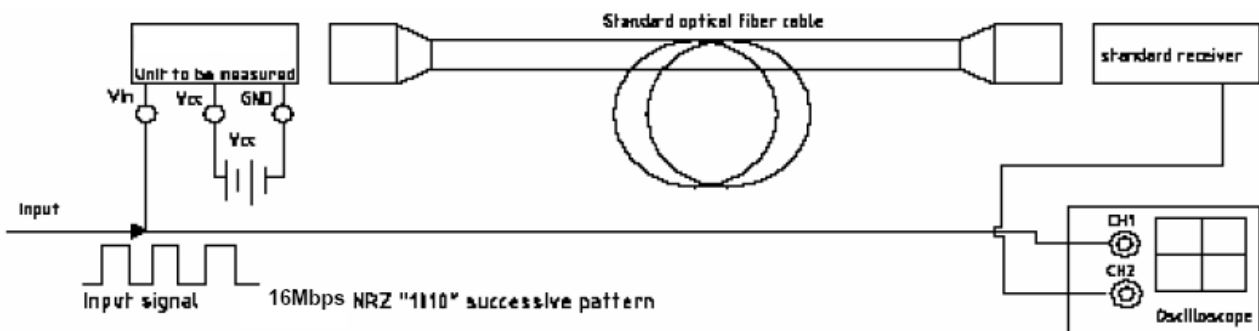
### \*1 Measuring method of optical output coupling fiber



### \*2 Input voltage/power dissipation measuring method



### \*3 Pulse response and jitter measuring method



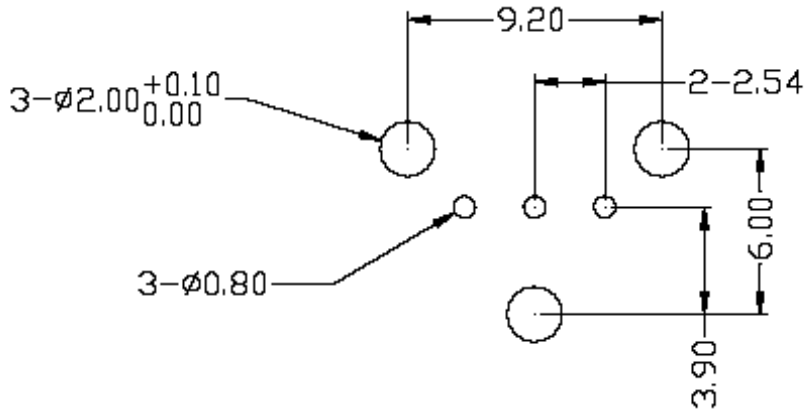
## Cliff Electronic Components Ltd.

76 Holmethorpe Avenue, Holmethorpe Industrial Estate,

Redhill, Surrey, RH1 2PF, England, UK

Tel: 01737-771375 Fax: 01737-766012 Website: www.cliffuk.co.uk

### PCB Layout For Electrical Circuit

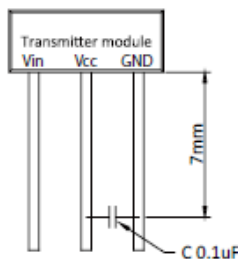


#### Notes:

1. Unit:mm
2. Unspecified tolerance:  $\pm 0.3$ mm
3. Substrate Thickness:1.6mm

#### Precautions for Using Method

1. Connect a by-pass capacitor ( $0.1\mu\text{F}$ ) close to the FCR684205T within 7 mm of the unit lead frame.



2. Take proper electrostatic-discharge (ESD) precautions while handling these devices. These devices are sensitive to ESD.
3. Please follow the conditions described in the diagram below.

