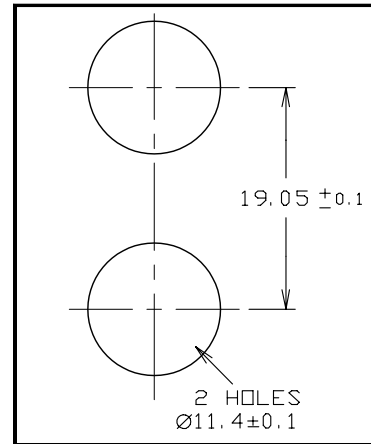
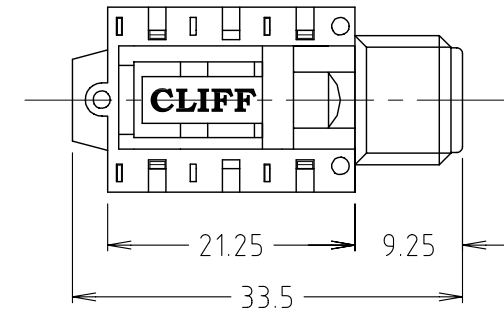


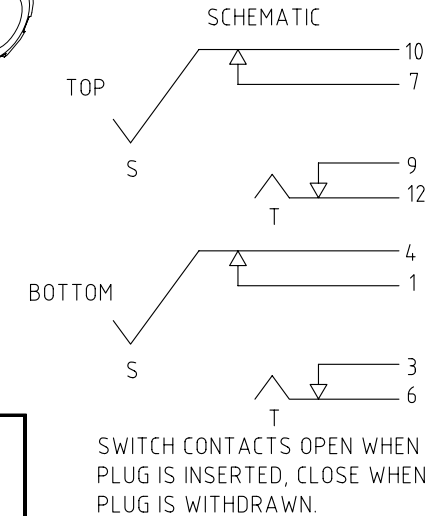
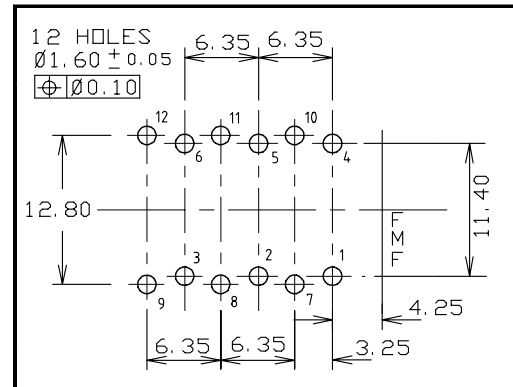
FCR1406

ISS.	AMEND	DATE
1	1st DRAWN	14/11/03
2	NUT P/No ADD	07/05/04
3	VARIANT ADDED	13/05/05
4	FCR11205 ADD	02/02/07
5	9+12 PIN REVERSED	01/04/11
6	OVERAL HEIGHT ERR	24/07/12



PANEL CUTOUT
DETAIL

PC LAYOUT
(COMPONENT SIDE)



VARIANTS			
PART No.	DESCRIPTION	NUTS	WASHER
FCR1120	S1C/SH/BNBX2/WN	2x	-
FCR11205	S1C/SH/BNBX2/WNW	2x	2x
FCR1121	S1C/SH/BNBX2/NN	-	-

NOTE

- A) NUTS SUPPLIED UNASSEMBLED BULK PACKED
- B) WASHERS SUPPLIED UNASSEMBLED BULK PACKED.
- C) TRAY PACKING 100 / TRAY

RoHS
COMPLIANT

TOLERANCE
 NO DEC. PLACE ±0.50
 1 DEC. PLACE ±0.20
 2 DEC. PLACE ±0.10
 HOLE Ø ±0.10
 ANGLES ±1/2°
 UNLESS OTHERWISE STATED

Cliff Electronic Components Ltd.

76 Holmethorpe Avenue, Holmethorpe Industrial Estate,
Redhill, Surrey, RH1 2PF, England, UK
Tel: 01737-771375 Fax: 01737-766012 Website: www.cliffuk.co.uk

THE CONTENTS OF THIS DOCUMENT MUST NOT BE COPIED OR DISCLOSED TO A 3rd PARTY WITHOUT WRITTEN PERMISSION OF CLIFF UK. © 2003

DIMENSIONS IN MILLIMETERS UNLESS OTHERWISE STATED. WORK TO DIMENSIONS. REMOVE ALL BURRS. IF IN DOUBT ASK.

3rd ANGLE PROJECTION:

MATERIAL: COMPOSITE

FINISH: CLEAN

DRAWN: C.A.M.J.

APPROVED: R.W.T.

TITLE: STACKJACK S1C/SH/BNBX2/WN

DRWG. No. **FCR1120**

FORM: A4DRWGH

DO NOT SCALE